



Photo:
Cabinet for mounting of compact filter F9 or
absolute filter (HEPA/H13) respectively



Photo:
AFK 1M7 on legs and with Miniheric-differential
pressure manometer

Filter cabinets type KF/AF/AFK are used for mounting of various types of disposable filters (compact or absolute filters) that e.g. are used for filtering away low volumes of dry dust. Are available as single cabinet with room for 1-2 filter elements and as double cabinet with room for 2-4 filters.

Cabinet type KF is designed for compact filters that are clamped in clip frame 592x592mm.

Cabinet type AF is designed for absolute filters (HEPA/H13) in metal/MDF-frame, 610x610mm that are clamped in cabinet mounting flange.

Cabinet type AFK is prepared for both compact and absolute filters (HEPA/H13).

All three types are available either with or without welded-on legs and with or without built-in differential pressure manometer.


Air volume: Dependent on selected filter
Vacuum: Up to 5,000Pa
Filtration efficiency: Dependent on selected filter

Description:

- Process air is led into air relief chamber through connection below in filter cabinet. For cabinets without legs the connection is placed in the bottom plate. For cabinets with legs the connection is placed in the left side.
- Air passes vertical through the filter(s) and out into air relief chamber.
- The clean air is extracted out through outlet connection in cabinet top.
- Filters are replaced as needed through hinged front door.

Easy connection and operation:

Cabinets are delivered fully mounted and are suspended/mounted on an even surface. Connecting piping on inlet and outlet connections made as nipple measurements. Fan module type M7 can be mounted on top of all single cabinets so you achieve a compact, complete unit and save possible piping to an external fan. Is a model with built-in differential pressure manometer in front door selected, it is easy to monitor filter soiling regularly.



Mounting/replacement of compact filters in cabinet KF

Compact filter with measurement 592x592mm clamped in clip frame.
Max. filter height: 400mm



Mounting/replacement of absolute filters in cabinet AF

Absolute filter 610x610mm are fastened in universal clamping fixture/mounting flange that fits various filter heights (max. 295mm).



Mounting/replacement of filters in cabinet AFK

Compact filter with measurement 592x592mm is clamped in clip frame. Absolute filter 610x610mm is fastened in mounting flange.



Differential pressure drop above filters

For easy monitoring of filter soiling the Miniheric-differential pressure manometer can be built into cabinet front door.



Filter monitoring: Continuous monitoring must be kept with pressure drop above filters for timely replacement of these. For this Minihelic-differential pressure manometer can be mounted in front door of cabinets.

| Filters suitable for | KF | AF | AFK |
|---|--|---|--|
| Compact filter Synthetic filter material mounted in plastic frame 592x592mm. Filter height: Up to 400mm | Compact filter F9 w/plastic frame, 592x592x292mm , max. 5000m ³ /h, 19m ² , filter material F9 ¹⁾ (08 291 500) | - | Compact filter F9 w/plastic frame, 592x592x292mm , max. 5000m ³ /h, 19m ² , filter material F9 ¹⁾ (08 291 500) |
| HEPA-absolute filter High Efficiency Particular Air filter, micro filter (glass fiber) mounted in MDF-/metal frame 610x610mm. Filter height: Up to 295mm. Filtration efficiency, h (%): 99,97<h<99,9995 corresponding to filter class H13 according to DS EN1822. | - | Absolute filter HEPA/H13 ²⁾ , HS Mikro SF, in MDF-frame, 610x610x78mm , 1100m ³ /h (08 176 200) | Absolute filter HEPA/H13 ²⁾ , HS Mikro SF, in MDF-frame, 610x610x78mm , 1100m ³ /h (08 176 200) |
| | - | Absolute filter HEPA/H13 ²⁾ , HS Mikro SF, in MDF-frame, 610x610x150mm , 1500m ³ /h (08 176 000) | Absolute filter HEPA/H13 ²⁾ , HS Mikro SF, in MDF-frame, 610x610x150mm , 1500m ³ /h (08 176 000) |
| | - | Absolute filter HEPA/H13 ²⁾ , HS Mikro SF, in MDF-frame, 610x610x292mm , 2100m ³ /h (08 177 000) | Absolute filter HEPA/H13 ²⁾ , HS Mikro SF, in MDF-frame, 610x610x292mm , 2100m ³ /h (08 177 000) |
| | - | Absolute filter HEPA/H13 ²⁾ , HS Mikro SFV, in metal frame, 610x610x295mm , 4000m ³ /h (08 177 900) | Absolute filter HEPA/H13 ²⁾ , HS Mikro SFV, in metal frame, 610x610x295mm , 4000m ³ /h (08 177 900) |

¹⁾ Filtration efficiency, E (%): E>95 corresponding to filter class F9 according to DS EN779

²⁾ Filtration efficiency, h (%): 99,97<h<99,9995 corresponding to filter classe H13 according to DS EN1822



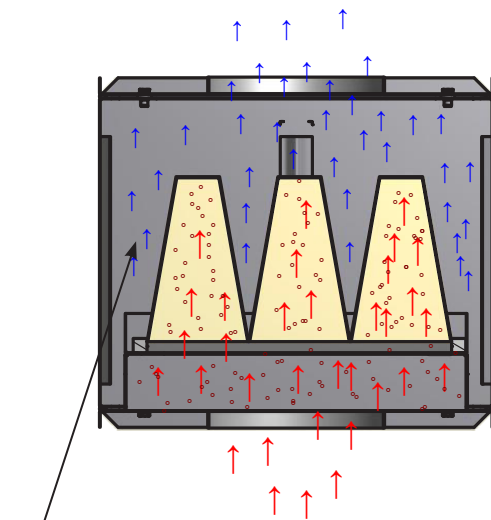
Photo: Compact filtre



Photo: HEPA-filters

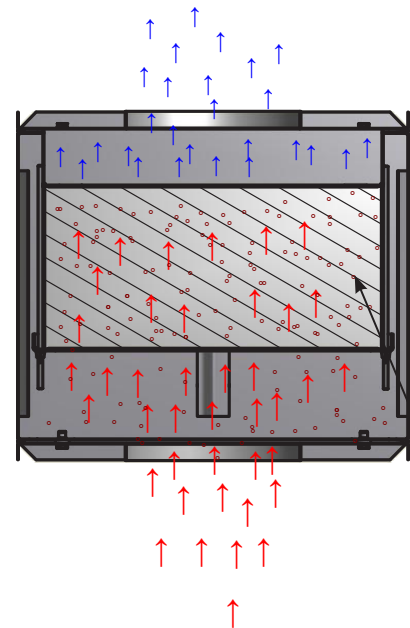
For further information regarding filters we refer to the brochure page for filter materials!

Principle sketch for flow through cabinet type KF with inlet in bottom (version without legs):



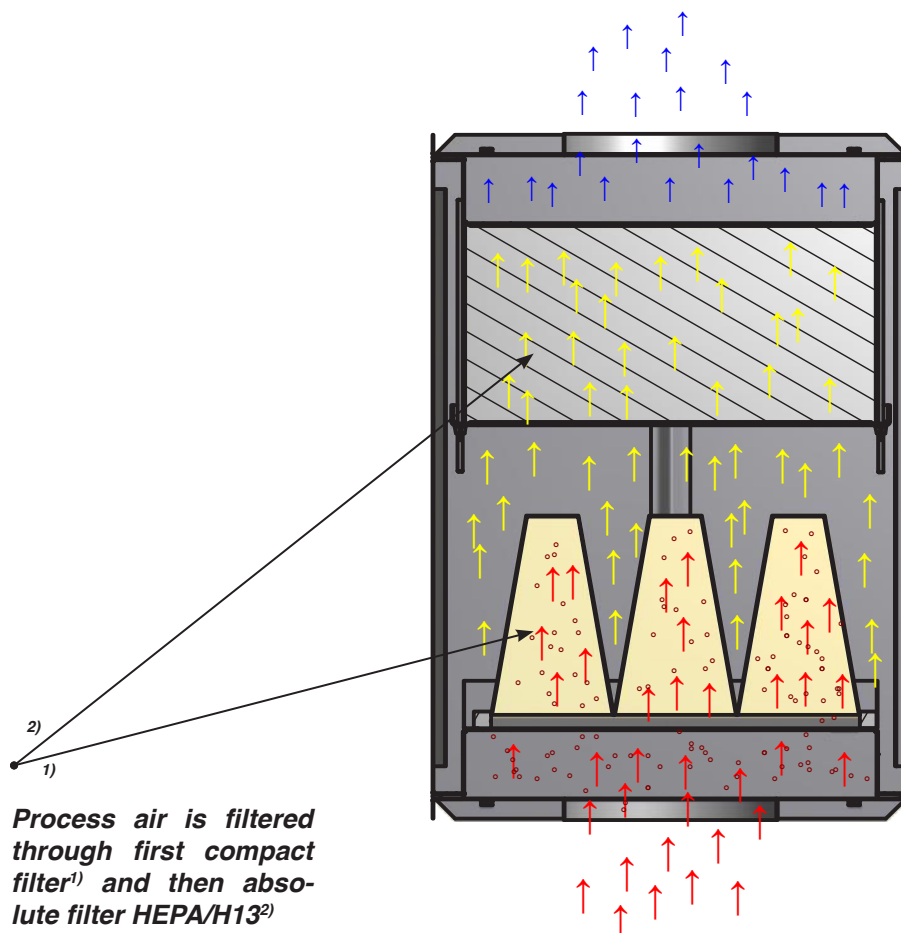
Process air is filtered through compact filter in air relief chamber

Principle sketch for flow through type AF with inlet in bottom (version without legs):



Process air is filtered through absolute filter HEPA/H13 in air relief chamber

Principle sketch for flow through cabinet type AFK with inlet in bottom (version without legs):



Process air is filtered through first compact filter¹⁾ and then absolute filter HEPA/H13²⁾

Construction/surface

Filter cabinet is made in 2mm black steel plate

Surface powder enamelled RAL 5007/7011 structure

Further is available:

- Version in hot-galvanized, enamelled steel plates for outdoor mounting
- Aluminium spark arrest with labyrinth 592x592x25mm (for cabinet type KF or AFK)
- Top with outlet grid without connection (04 342 158), only for single cabinets
- Gram FLEX-mountings
- Fan module M7 for mounting on top of single cabinets



Photo above left

Where re-circulation is permitted the cabinet as single version can be made with diffuse outlet through grid in top.

Photo above right

If selecting the mounting fan M7 in sound enclosure, the HEPA-filter can be placed on fan pressure side and thus contribute to fan noise reduction.

Photo left

Fan module type M7 can be mounted on cabinet top so you achieve a compact, complete unit and possibly save the piping to an external fan.

Cabinets for disposable filters are available in the sizes as stated in the forms below:

Please, contact us for assistance in selecting the optimal cabinet taking into consideration the requested filter.

Cabinet for compact filter type KF (delivered excl. filter):

| Type | Order no. | ΔP start/end ¹⁾ [Pa] | Legs | Con- nection place- ment | Number possible compact filter(s) | Number Minihelic- differential pres- sure manometer | Weight [kg] |
|--------|------------|---|------|--------------------------------|--------------------------------------|--|----------------|
| KF 1M7 | 04 370 200 | 175/600 | No | Bottom/top | 1 | - | 44 |
| KF 1M7 | 04 370 210 | 175/600 | Yes | Side/top | 1 | - | 71 |
| KF 1M7 | 04 370 240 | 175/600 | No | Bottom/top | 1 | 1 | 43 |
| KF 1M7 | 04 370 250 | 175/600 | Yes | Side/top | 1 | 1 | 75 |
| KF 2 | 04 371 000 | 175/600 | No | Bottom/top | 2 | - | 96 |

Cabinet for absolute filter type AF (delivered excl. filter):

| Type | Order no. | ΔP start/end ¹⁾ [Pa] | Legs | Con- nection place- ment | Number possible absolute filter(s) | Number Minihelic- differential pres- sure manometer | Weight [kg] |
|--------|------------|---|------|--------------------------------|---------------------------------------|--|----------------|
| AF 1M7 | 04 375 100 | 250/750 | No | Bottom/top | 1 | - | 46 |
| AF 1M7 | 04 375 110 | 250/750 | Yes | Side/top | 1 | - | 77 |
| AF 1M7 | 04 375 140 | 250/750 | No | Bottom/top | 1 | 1 | 46 |
| AF 1M7 | 04 375 150 | 250/750 | Yes | Side/top | 1 | 1 | 77 |
| AF 2 | 04 376 000 | 250/750 | No | Bottom/top | 2 | - | 99 |

Cabinet for compact and absolute filter type AFK (delivered excl. filter):

| Type | Order no. | ΔP start/end ¹⁾ [Pa] | Legs | Connection placement | Number possible compact filter(s) | Number possible absolute filter(s) | Number Minihelic- differential pres- sure manometer | Weight [kg] |
|---------|------------|---|------|-------------------------|--------------------------------------|---------------------------------------|--|----------------|
| AFK 1M7 | 04 370 700 | 425/1350 | No | Bottom/top | 1 | 1 | - | 67 |
| AFK 1M7 | 04 370 710 | 425/1350 | Yes | Side/top | 1 | 1 | - | 98 |
| AFK 1M7 | 04 370 740 | 425/1350 | No | Bottom/top | 1 | 1 | 2 | 65 |
| AFK 1M7 | 04 370 750 | 425/1350 | Yes | Side/top | 1 | 1 | 2 | 98 |
| AFK 2 | 04 371 700 | 425/1350 | No | Bottom/top | 2 | 2 | - | 117 |

¹⁾ Pressure drop stated above filter. The stated values are calculated on the basis of compact and absolute filters from V. Aa. Gram A/S.